

SENIOR CITIZEN'S ASSISTANCE/RENT REBATE PROGRAM (STARR)

Contact Person: LORI GOULART
Division: AGING AND DISABILITY SERVICES DIVISION

The Aging and Disability Services Division (ADSD) Senior Citizen's Tax Assistance/Rent Rebate Program (STARR), NRS 427A.450 through 427A.600, provides a yearly refund to eligible senior citizens of a portion of the property taxes they pay on their residence or by property taxes paid by renters, through their rent.

Claimant must be 62 yrs old by June 30 of the first year they apply; spouse can be any age. Income must be below maximum of \$28,677 for 2010 applications. Maximum income is adjusted each year by Consumer Price Index (CPI). Claimant cannot own property, other than their residence, with an assessed value in excess of \$30,000. Liquid assets cannot exceed \$150,000. Residence owned must not exceed \$200,000 assessed value. Must have owned or rented in Nevada, continuously, from at least July 1 of the preceding calendar year until application filed, February 1 through April 30.

**SENIOR CITIZEN'S ASSISTANCE/RENT REBATE PROGRAM (STARR)
COMPARISON OF LEG. APPROVED TO ACTUAL**

SFY08	CASELOAD					EXPENDITURES			
	Leg. Approved Applications	Total Applications Processed	Difference*	% Diff.	Projection	Leg. App.	Actual	Difference*	% Diff.
JULY 07									
AUG 07									
SEPT 07									
OCT 07									
NOV 07									
DEC 07									
JAN 08									
FEB 08									
MAR 08									
APR 08									
MAY 08									
as of JUNE 08	16,566	15,590	(976)	-6%					
TOTAL	16,566	15,590	(976)	-6%		\$5,216,159	\$5,189,157	\$27,002	1%
AVERAGE									

SFY09	CASELOAD					EXPENDITURES			
	Leg. Approved Applications	Total Applications Processed	Difference	% Diff.	Projection	Leg. App.	Actual	Difference	% Diff.
JULY 08									
AUG 08									
SEPT 08									
OCT 08									
NOV 08									
DEC 08									
JAN 09									
FEB 09									
MAR 09									
APR 09									
MAY 09									
as of JUNE 09	17,146	17,573	427	2%					
TOTAL	17,146	17,573	427	2%		\$5,439,534	\$5,388,958	\$50,576	1%
AVERAGE									

SFY10	CASELOAD					EXPENDITURES			
	Leg. Approved Applications	Total Applications Processed	Difference	% Diff.	Projection	Leg. App.	Actual	Difference	% Diff.
JULY 09									
AUG 09									
SEPT 09									
OCT 09									
NOV 09									
DEC 09									
JAN 10									
FEB 10									
MAR 10									
APR 10									
MAY 10									
JUNE 10	18,177	17,767	(410)	-2%		\$5,722,845	\$5,647,690	\$75,155	1%
TOTAL	18,177	17,767	(410)	-2%		\$5,722,845	\$5,647,690	\$75,155	1%
AVERAGE						\$5,722,845	\$5,647,690	\$75,155	1%

SFY11	CASELOAD					EXPENDITURES			
	Leg. Approved Applications	Total Applications Processed	Difference	% Diff.	Projection	Leg. App.	Actual	Difference	% Diff.
JULY 10									
AUG 10									
SEPT 10									
OCT 10									
NOV 10									
DEC 10									
JAN 11									
FEB 11									
MAR 11									
APR 11									
MAY 11									
JUNE 11	18,859	17,892	(967)	-5%	17,969	\$4,531,752	\$4,465,978	\$65,774	1%
TOTAL	18,859	17,892	(967)	-5%	17,969	\$4,531,752	\$4,465,978	\$65,774	1%
AVERAGE						\$4,531,752	\$4,465,978	\$65,774	1%

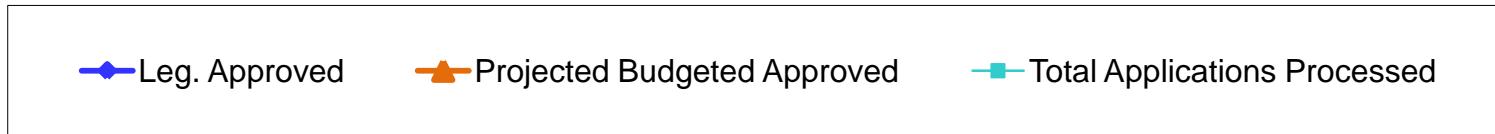
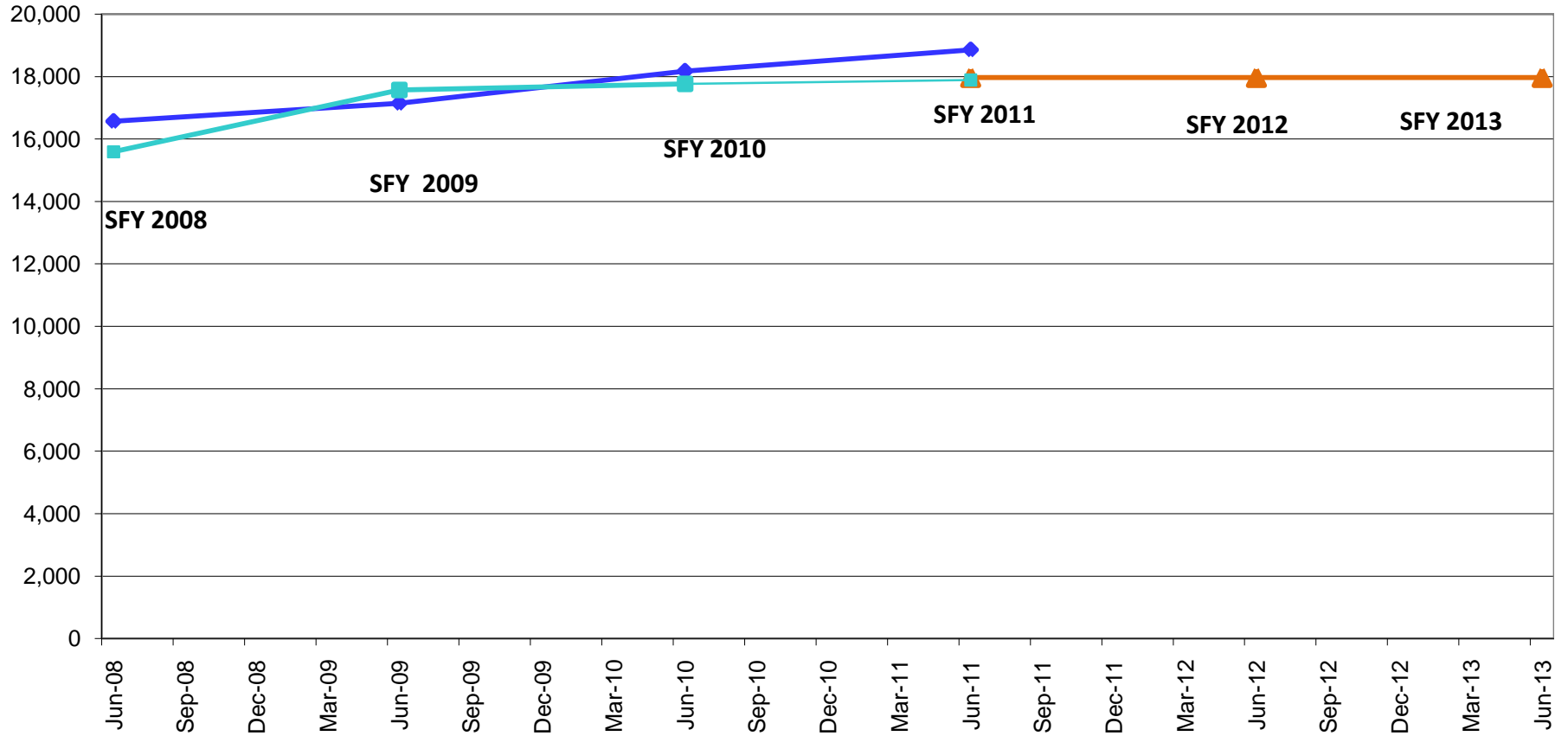
SFY12	CASELOAD					EXPENDITURES			
	Leg. Approved Applications	Total Applications Processed	Difference	% Diff.	Projection	Leg. App.	Actual	Difference	% Diff.
JULY 11									
AUG 11									
SEPT 11									
OCT 11									
NOV 11									
DEC 11									
JAN 12									
FEB 12									
MAR 12									
APR 12									
MAY 12									
JUNE 12					17,969	\$4,531,752			
TOTAL					17,969	\$4,531,752			
AVERAGE						\$4,531,752			

SFY13	CASELOAD					EXPENDITURES			
	Leg. Approved Applications	Total Applications Processed	Difference	% Diff.	Projection	Leg. App.	Actual	Difference	% Diff.
JULY 12									
AUG 12									
SEPT 12									
OCT 12									
NOV 12									
DEC 12									
JAN 13									
FEB 13									
MAR 13									
APR 13									
MAY 13									
JUNE 13					17,969	\$4,531,752			
TOTAL					17,969	\$4,531,752			
AVERAGE						\$4,531,752			

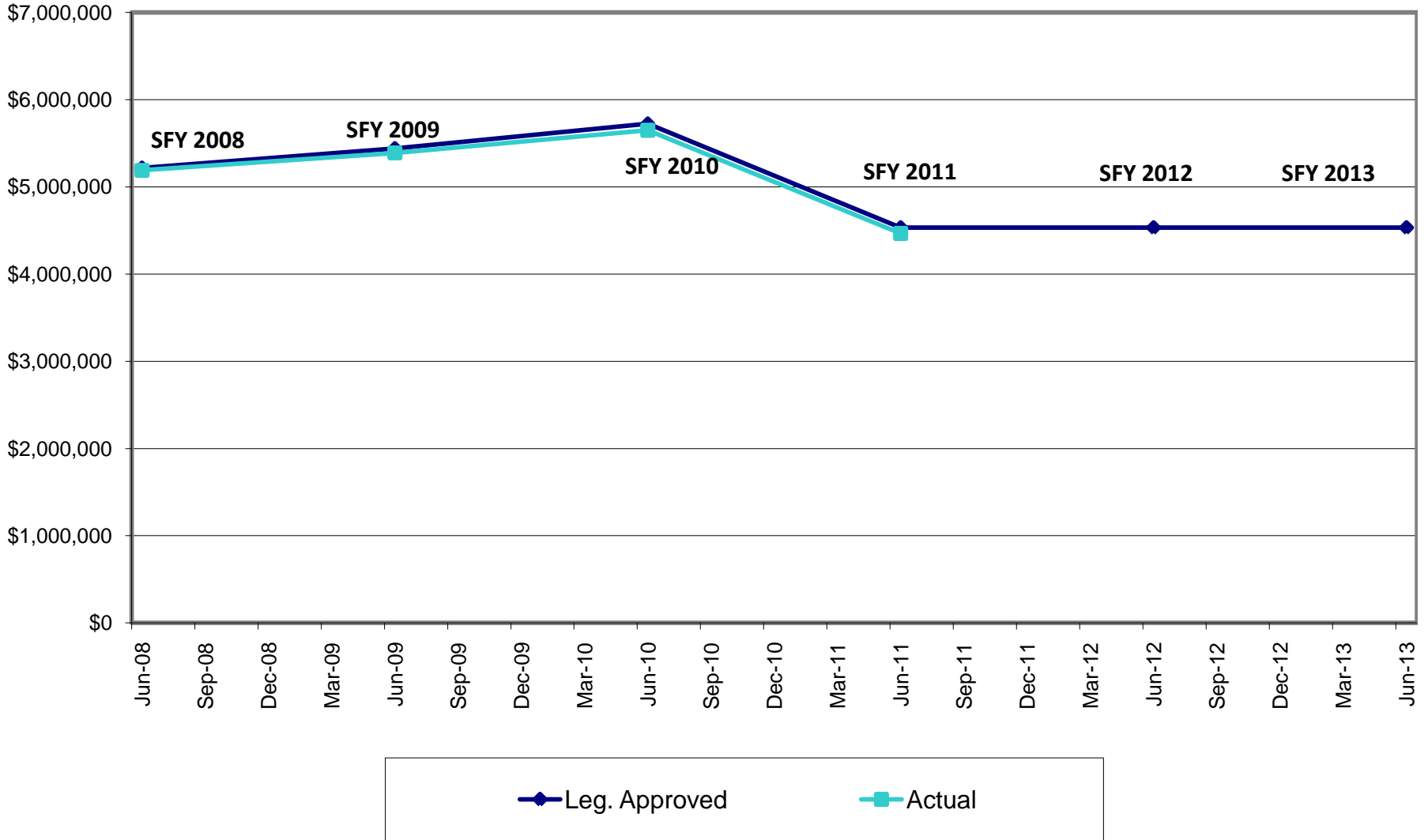
* For Caseload, Difference=Actual-Leg. App.. For Expenditures, Difference=Leg. App.-Actual

NOTE: STARR applications are reported annually.

SENIOR CITIZEN'S ASSISTANCE/RENT REBATE PROGRAM (STARR) CASELOAD



SENIOR CITIZEN'S ASSISTANCE/RENT REBATE PROGRAM (STARR) EXPENDITURES



SENIOR CITIZEN'S ASSISTANCE/RENT REBATE PROGRAM (STARR) CASELOAD					SENIOR CITIZEN'S ASSISTANCE/RENT REBATE PROGRAM (STARR) EXPENDITURES		
	Leg. Approved	Total Applications Processed	Difference	% of Difference	Projected Budgeted Approved	Leg. Approved	Actual
Jul-07							
Aug-07							
Sep-07							
Oct-07							
Nov-07							
Dec-07							
Jan-08							
Feb-08							
Mar-08							
Apr-08							
May-08							
Jun-08	16,566	15,590	(976)	-6%		\$5,216,159	\$5,189,157
Jun-09	17,146	17,573	427	2%		\$5,439,534	\$5,388,958
Jun-10	18,177	17,767	(410)	-2%		\$5,722,845	\$5,647,690
Jul-10							*
Aug-10							*
Sep-10							
Oct-10							
Nov-10							
Dec-10							
Jan-11							
Feb-11							
Mar-11							
Apr-11							
May-11							
Jun-11	18,859	17,892	967	-5%	17,969	\$4,531,752	\$4,465,978 *
Jul-11							
Aug-11							
Sep-11							
Oct-11							
Nov-11							
Dec-11							
Jan-12							
Feb-12							
Mar-12							
Apr-12							
May-12							
Jun-12					17,969	\$4,531,752	
Jul-12							
Aug-12							
Sep-12							
Oct-12							
Nov-12							
Dec-12							
Jan-13							
Feb-13							
Mar-13							
Apr-13							
May-13							
Jun-13					17,969	\$4,531,752	

* This amount includes most refunds, but not all admin charges and no county payments.